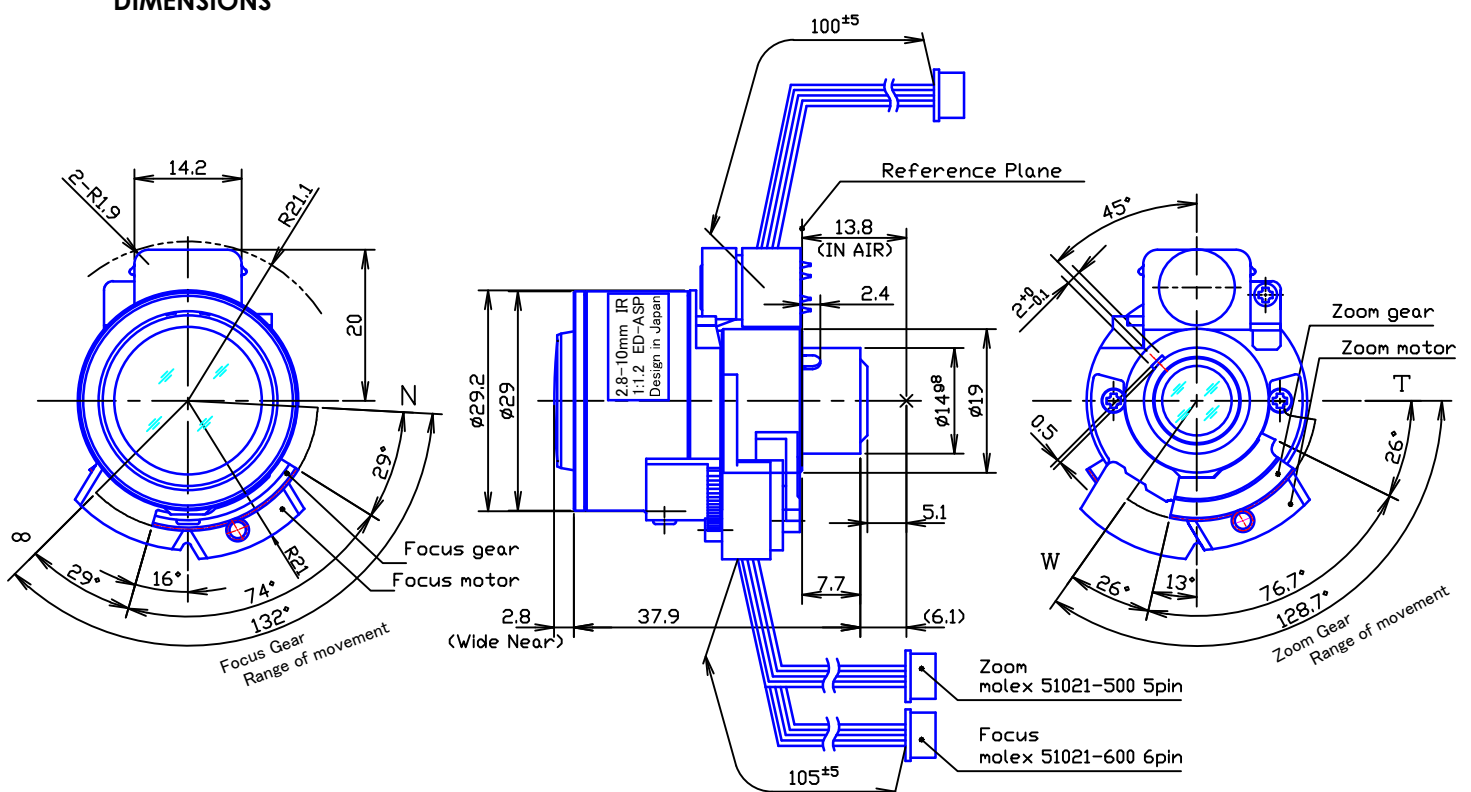


TVF3.6X2812IR-BCD-MD

Type	AI VARI		Mount	ø14 Straight Mount		
Focal Length	2.8~10.0mm		Back Focus	5.4~12.3mm		
Fno.	F1.2		Flange Back	13.8mm		
Designed Image Format	1/3" (4.8x3.6mm)		Exit Pupil	-103.3 ~ -21.5mm		
Operation Range	Iris	F1.2-F360	Filter Size	-		
	Focus	0.5m~ ∞	Aperture	Front	ø 15.9mm	
	Zoom	2.8~10.0mm		Rear	ø 6.6mm	
Control	Iris	DC Galvanometer	Dimension	ø29 x 37.9mm		
	Focus	Mortorized		Weight	24.2g	
	Zoom	Mortorized				
Object Size at MOD	Wide	692.5x1106.4mm				
	Tele	194.4x261.8mm				
Field of View	D	131.5°~36.0°	1/4"	91.6°~27.0°		
	H	98.8°~28.8°		71.1°~21.6°		
	V	71.1°~21.6°		52.2°~16.2°		
Control	Iris	Focus	Zoom			
Motor type	Galvanometer	PM type stepping motor	PM type stepping motor			
Driving Coil/Supply Volt.	190Ω	-	-			
Damping Coil/Current	855Ω	-	-			
IR cut filter	-	-	-			
Operation voltage		2.8V ~ 3.6V	2.8V ~ 3.6V			
Coil resistance		28.5Ω/phase ±7%	28.5Ω/phase ±7%			
Excite driving method		1-2phase Bipolar Constant voltage	1-2phase Bipolar Constant voltage			
Reduction ratio		1/131.574	1/131.574			
Step angle		0.171°	0.171°			
Insulation resistance		1MΩ or more	1MΩ or more			
Light Measuring Method		-	-			
Input Signal		-	-			
Iris Accuracy		-	-			
Sensitivity Adjustment		-	-			
Operating Temperature		-10 ~ +50 degree C				

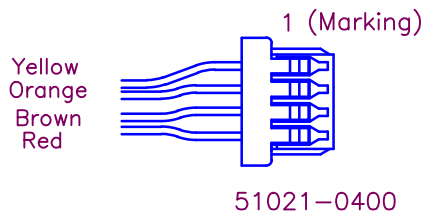
DIMENSIONS



TVF3.6X2812IR-BCD-MD

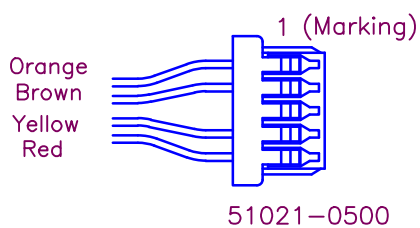
CONNECTION & CONTROL

(1) Auto Iris terminal



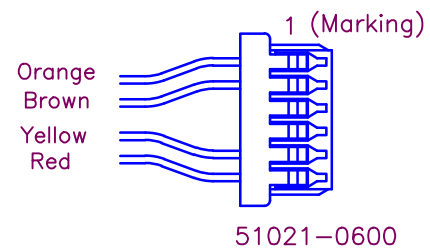
Pin number	Color	Assignment
1	Yellow	Dump +
2	Orange	Dump -
3	Brown	Drive +
4	Red	Drive -

(2) Zoom Motor Control terminal



Pin number	Color	Assignment
1	Orange	B
2	Brown	A
3	N/A	N/A
4	Yellow	<u>B</u>
5	Red	<u>A</u>

(3) Focus Motor Control terminal



Pin number	Color	Assignment
1	Orange	B
2	Brown	A
3	N/A	N/A
4	N/A	N/A
5	Yellow	<u>B</u>
6	Red	<u>A</u>

(4) Zoom/Focus Motor Control Excitation pattern



Excite Pattern of CW revolution				
Step	A	<u>A</u>	B	<u>B</u>
0	H	L	H	L
1	L	L	H	L
2	L	H	H	L
3	L	H	L	L
4	L	H	L	H
5	L	L	L	H
6	H	L	L	H
7	H	L	L	L