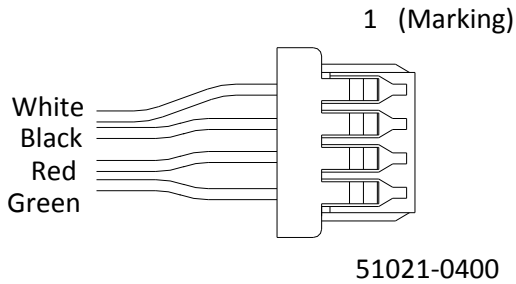


MTVF3.3X0313IR-BCPN-MD



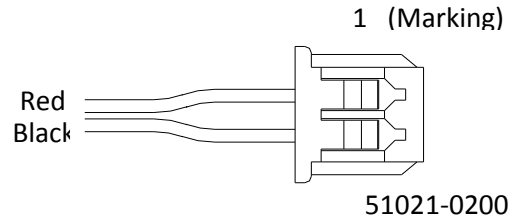
CONNECTION & CONTROL

(1) Auto Iris terminal



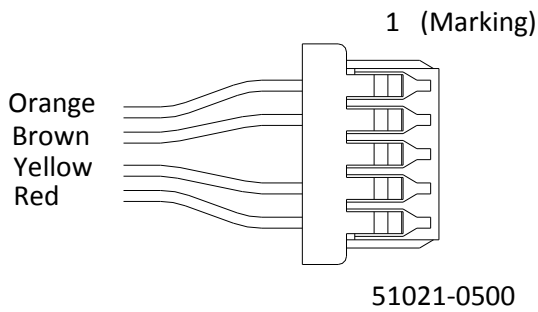
Pin number	Color	Assignment
1	White	A
2	Black	B
3	Red	A
4	Green	B

(2) IR Cut Filter Control terminal



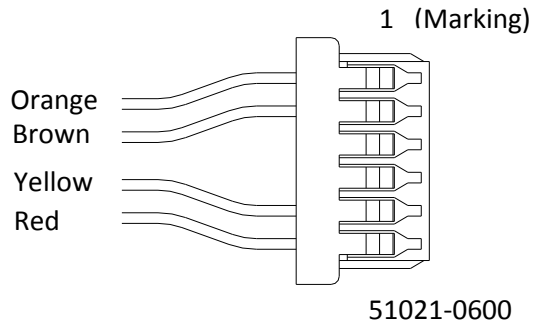
Pin number	Color	Assignment
1	Red	IR IN/OUT(-/+)
2	Black	IR GND

(3) Zoom Moter Control terminal



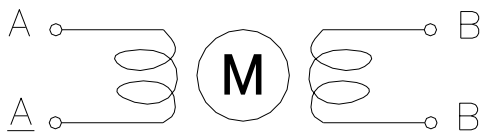
Pin number	Color	Assignment
1	Orange	B
2	Brown	A
3	N/A	N/A
4	Yellow	B
5	Red	A

(4) Focus Moter Control terminal



Pin number	Color	Assignment
1	Orange	B
2	Brown	A
3	N/A	N/A
4	N/A	N/A
5	Yellow	B
6	Red	A

(5) Moter Control Excitation pattern



Motor connection

Iris CW: Open → Close

Excite Pottem of CW revolution				
Step	A	\bar{A}	B	\bar{B}
0	H	L	H	L
1	L	H	H	L
2	L	H	L	H
3	H	L	L	H

Focus & Zoom

Excite Pottem of CW revolution				
Step	A	\bar{A}	B	\bar{B}
0	H	L	H	L
1	L	L	H	L
2	L	H	H	L
3	L	H	L	L
4	L	H	L	H
5	L	L	L	H
6	H	L	L	H
7	H	L	L	L