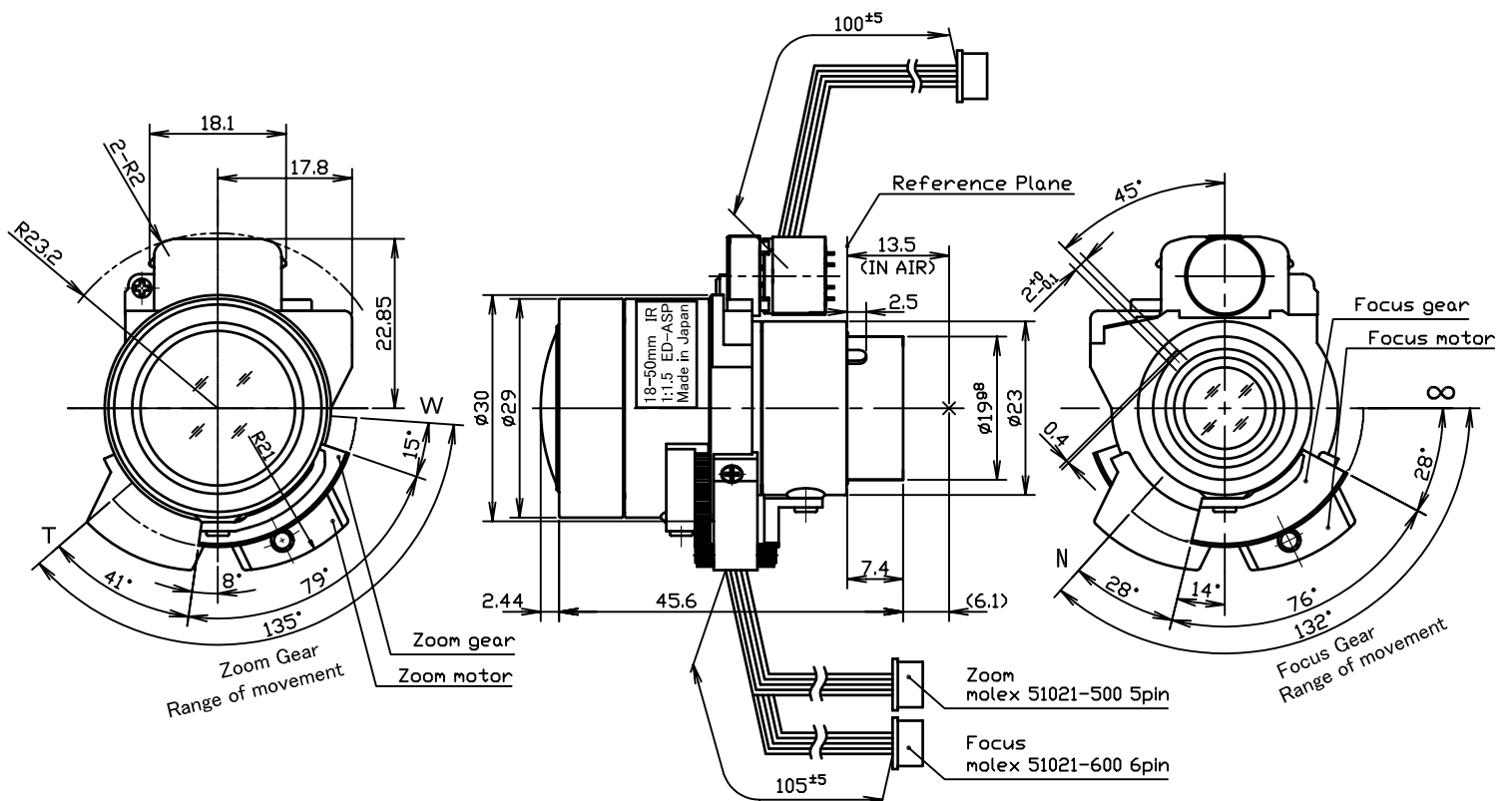


# TVF3X1815IR-BCD-MD

Type	AI VARI		Mount	ø19 Straight Mount		
Focal Length	18.0~50.0mm		Back Focus	12.92 ~ 7.59mm		
Fno.	F1.5		Flange Back	13.5mm		
Designed Image Format	1/3"(4.8x3.6mm)		Exit Pupil	-39.24~-1617.32mm		
Operation Range	Iris	F1.5-F360	Filter Size	-		
	Focus	1.0m ~ ∞	Aperture	Front	ø 20.5mm	
	Zoom	18.0~50.0mm		Rear	ø 9.2mm	
Control	Iris	DC Galvanometer	Dimension	ø29 x 45.6mm		
	Focus	Mortorized		Weight	35g	
	Zoom	Mortorized				
Object Size at MOD	Wide	198.0x266.2mm				
	Tele	84.2x112.1mm				
Field of View	D	18.4°~7.0°	1/4"	13.7°~5.3°		
	H	14.6°~5.6°		10.9°~4.2°		
	V	10.9°~4.2°		8.2°~3.2°		
Control	Iris		Focus		Zoom	
Motor type	Galvanometer		PM type stepping motor	PM type stepping motor		
Driving Coil/Supply Volt.	190Ω		-	-		
Damping Coil/Current	465Ω		-	-		
IR cut filter	-		-	-		
Operation voltage			2.8V ~ 3.6V	2.8V ~ 3.6V		
Coil resistance			28.5Ω/phase ±7%	28.5Ω/phase ±7%		
Excite driving method			1-2phase Bipolar Constant voltage	1-2phase Bipolar Constant voltage		
Reduction ratio			1/131.574	1/131.574		
Step angle			0.342°	0.342°		
Insulation resistance			1MΩ or more	1MΩ or more		
Light Measuring Method			-	-		
Input Signal			-	-		
Iris Accuracy			-	-		
Sensitivity Adjustment			-	-		
Operating Temperature			-10 ~ +50 degree C			

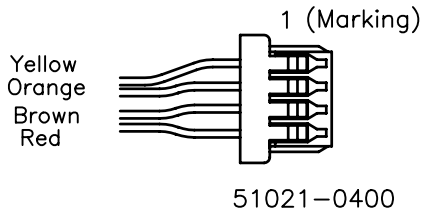
## DIMENSIONS



# TVF3X1815IR-BCD-MD

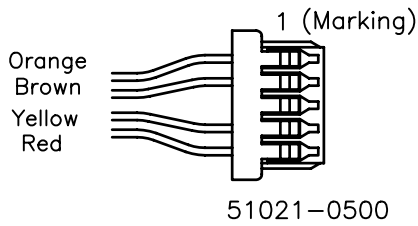
## CONNECTION & CONTROL

### (1) Auto Iris terminal



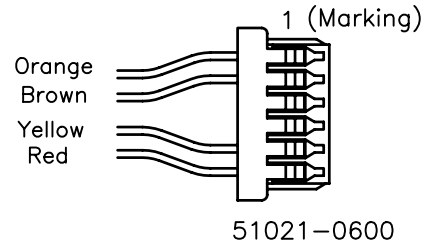
Pin number	Color	Assignment
1	Yellow	Dump +
2	Orange	Dump -
3	Brown	Drive +
4	Red	Drive -

### (2) Zoom Motor Control terminal



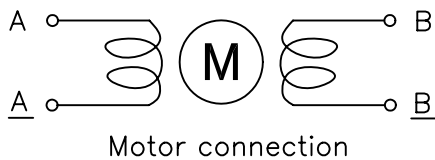
Pin number	Color	Assignment
1	Orange	B
2	Brown	A
3	N/A	N/A
4	Yellow	<u>B</u>
5	Red	<u>A</u>

### (3) Focus Motor Control terminal



Pin number	Color	Assignment
1	Orange	B
2	Brown	A
3	N/A	N/A
4	N/A	N/A
5	Yellow	<u>B</u>
6	Red	<u>A</u>

### (4) Zoom/Focus Motor Control Excitation pattern



Excite Pattern of CW revolution				
Step	A	<u>A</u>	B	<u>B</u>
0	H	L	H	L
1	L	L	H	L
2	L	H	H	L
3	L	H	L	L
4	L	H	L	H
5	L	L	L	H
6	H	L	L	H
7	H	L	L	L