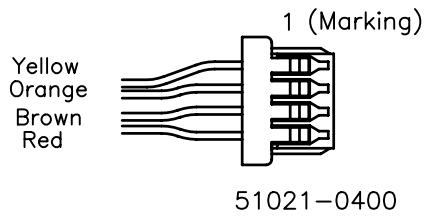




# MTVF3.3X0313IR-BCDN-MD

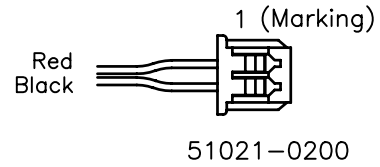
## CONNECTION & CONTROL

### (1) Auto Iris terminal



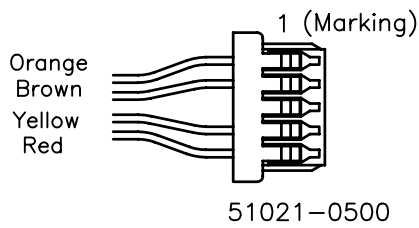
Pin number	Color	Assignment
1	Yellow	Dump +
2	Orange	Dump -
3	Brown	Drive +
4	Red	Drive -

### (2) IR Cut Filter Control terminal



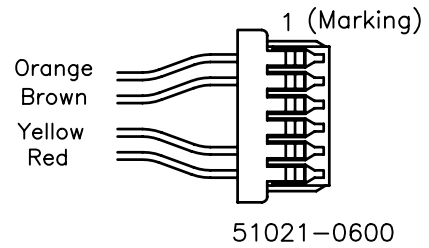
Pin number	Color	Assignment
1	Red	IR IN/OUT(+/-)
2	Black	IR GND

### (3) Zoom Motor Control terminal



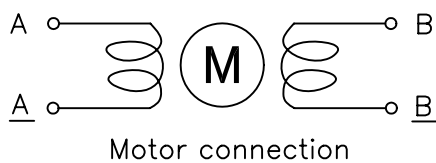
Pin number	Color	Assignment
1	Orange	B
2	Brown	A
3	N/A	N/A
4	Yellow	<u>B</u>
5	Red	<u>A</u>

### (4) Focus Motor Control terminal



Pin number	Color	Assignment
1	Orange	B
2	Brown	A
3	N/A	N/A
4	N/A	N/A
5	Yellow	<u>B</u>
6	Red	<u>A</u>

### (5) Zoom/Focus Motor Control Excitation pattern



Excite Pattern of CW revolution				
Step	A	<u>A</u>	B	<u>B</u>
0	H	L	H	L
1	L	L	H	L
2	L	H	H	L
3	L	H	L	L
4	L	H	L	H
5	L	L	L	H
6	H	L	L	H
7	H	L	L	L